

This week, we have put all the literacy activities for the whole week into one document for you to access. We hope this will make it easier for you to download the home learning. You will notice that we have still separated the activities so you can spread this learning out across the week.

Week 5 Stories by Julia Donaldson

The Snail and the Whale

If you have a copy of 'The Snail and the Whale' by Julia Donaldson read it with your parents. If you don't have the book, you can watch it on BBCiPlayer or YouTube. Please read or watch it before you do the activities.

Activity 1

Watch the story again and while you are watching make a list of all of the animals that are in the story. How many are there altogether? Which one is your favourite? Draw your favourite animal in the story and write some noun phrases to describe it. Then write some sentences about the animal including noun phrases. Use adverbs to describe how the animal moves? e.g. The furry brown monkey swings silently through the tall palm trees.

List of animals

Total number of animals in the story

My favourite animal is

Activity 2

In the story there are lots of rhyming words e.g. snail and whale. Make a list of the rhyming words in the story (you might have to watch it again!) Find more words that rhyme with the pairs e.g. snail, whale, pale, sale, gale, jail. Which rhyming words have the same special friends? Are there any with different special friends? Are there any words that can be spelt differently e.g. sale and sail?

Pairs of rhyming words in the story	Other words that rhyme with the pair	Special friends
snail whale	pale pail jail rail bale bail sale sail male mail quail gale nail tale tail fail hail hale	ai a-e

Write sentences including as many of the rhyming words as you can e.g. The Snail set sail on the tail of the Whale as the wind blew a gale.

Activity 3

The story takes place in many settings e.g. the dock, the North or South pole, a jungle island. Choose two settings, draw them and write noun phrases about the setting. Then use the noun phrases in sentences to describe the setting. What would you be able to see, hear, smell and feel?

Setting 1:

Drawing:

Sentences:



Setting 2:



Drawing:

Sentences:

Activity 4

Choose 2 exciting parts of the story and write speech bubbles to show the conversation between the Snail and the Whale. What do they think they said to each other? Use question marks and exclamation marks if you can. Draw the Snail and the Whale next to their speech bubbles.





Additional activities (optional)

The Snail and the Whale

- There are lots of adjectives and other descriptive words in the story which describe different things. Can you find them all? Could you make a poster which shows what they are?
- Look at pictures of real snails and whales and think of words / sentences / paragraphs to describe them.
- A rock is described as being 'as black as soot'. This is a simile. Can you find more in the story? Can you make up your own similes, or find others in different books?
- The Snail 'slithered'. Think of other words to describe how different creatures move.
- If you have the book, look at one of the pictures, without the accompanying text. Can you write about that part of the creatures' adventure? Could you think of words / phrases to describe what is happening in the illustration?
- Imagine that you had to write a newspaper report about the people (and the Snail) who saved the whale. What would it say?
- At the end of the story, the Snail tells his friends all about his adventure. Can you write what he might have said to them?
- Find out about snails, whales and other creatures shown in the book. Where do they live? What do they eat?
- Plan and record a video (or audio) report about how the whale was saved.
- Can you draw your own seaside picture? Can you draw a picture of what lives under the sea?
- Even though the Snail is small, he helps to save the Whale. Think about your abilities. Is there anything that you thought you couldn't do, but you managed to when you tried?